







Step 4: Check for Other Leaks

What else could be leaking?

-  Look for dripping faucets inside and outside.
-  Check for standing water or signs of moisture damage under sinks and around the water heater, dishwasher, clothes washer, and the ice-maker hose behind the refrigerator.
-  Look for standing water on the surface of the ground or areas that are brighter green than the rest of the landscape due to excess water. See **Step 6: Outdoor Water Use** for irrigation system evaluation.
-  Check for breaks in the irrigation system by turning on the sprinklers or drip lines one station at a time and observing the system in operation.
-  Check the irrigation valve boxes for standing water from a leaking valve.
-  If you cannot find the leak, call a plumber, landscape professional, or leak detection service.



Estimated faucet leakage rates

Drips...

60 drops per minute = 192 gallons per month

90 drops per minute = 310 gallons per month

120 drops per minute = 429 gallons per month

